



**ARPUTHA COLLEGE OF ARTS AND SCIENCE - VAMBAN**  
(Affiliated to Bharathidasan University - Tiruchirappalli)

**FEEDBACK ANALYSIS & ACTION TAKEN REPORT 2021- 2022**

Our college will get regular feedback from the students with regard to comprising of covering of syllabus, communication, teaching methodology in various aspects. Feedback also received from teachers, recruitments and alumni during various meeting held during each academic session. Sample feedback forms are available in our college website.

IQAC has played a dominant role in analyzing the data accordingly. Based on the IQAC analysis on various feedbacks the necessary actions will be taken.

**1. FEEDBACK ANALYSIS AND ACTION TAKEN REPORT- STUDENTS**

Feedback was collected by IQAC from students about the teacher , college infrastructure and different other aspects during academic year 2021- 2022. The representation of feedback analysis and summary of action taken report are as follows.

**(V) Feedback Analysis:**

S.No	Description	Excellent	Good	Satisfactory	Unsatisfactory
1	Faculty turn up to the class in time	87	13	-	-
2	Faculty comes well prepared in the topic	40	60	-	-
3	Faculty speaks clear and fluent	54	40	6	-
4	Usage of black board by the faculty	47	47	6	-
5	Faculty engages classes regularly and maintains decorum and discipline	47	53	-	-
6	The teacher has an effective communication skill	67	13	20	-
7	The teacher uses creative methods of teaching	47	53	-	-
8	Faculty covers the syllabus completely in right times	60	20	20	-
9	The teacher sets effective a question paper	67	33%	-	-
10	Transparency in evaluation	33	60	7	-
11	Motivation for self – study /assignment / seminar	54	46	-	-
12	The teacher takes an interest in the betterment of the weaker students	40	54	6	-
13	Career Guidance and Counseling provided by Faculty	60	20	20	-
14	General Library	60	33	7	-
15	Participation in extension activities	54	46	-	-

(ii) Action Taken Report- Based on the feedback analysis from students, the following actions have been initiated:



1. Acknowledge and appreciate faculty members who consistently arrive on time for classes.
2. Recognize and appreciate faculty members who maintain a disciplined and engaging classroom environment.
3. Encourage faculty to engage in public speaking and communication clubs to develop their skills.
4. Establish a platform for faculty to share their creative teaching approaches with peers.
5. Recognize students who excel in self-directed learning and seminar presentations.
6. Implement a structured feedback mechanism to capture ongoing student insights on faculty and courses.
7. Arrange open-door sessions where students can freely discuss academic concerns with faculty.

## 2. FEEDBACK ANALYSIS AND ACTION TAKEN REPORT-TEACHERS


Feedback was collected by IQAC from teachers about the college infrastructure and different other aspects during academic year 2021 – 2022. The representation of feedback analysis and summary of action taken report are as follows.

### (vi) Course content

S.No	Description	Excellent	Good	Satisfactory
1	Contents relevant to societal requirements	57.14	35.71	7.14
2	Practical integrants	57.14	35.71	7.14
3	Integrated employable skills	21.43	64.29	14.29
4	Triggering Analytical/Creative/Innovative skills	42.86	57.14	
5	Freedom to design courses	57.14	35.71	7.14
6	Cater to the Regional/National/Global needs	14.29	71.43	14.29
7	Availability of library and e-resources	35.71	57.14	7.14
8	Augmented ethical and environmental standards	14.29	71.43	14.29
9	Wide range of courses under CBCS	35.71	50.00	14.29

### (ii) Teaching Facilities

S.No	Description	Excellent	Good	Satisfactory
1	ICT enabled classrooms	78.57	21.43	
2	Students academic response and Personal response	35.71	50.00	14.29
3	Flexibility in allotting subjects/subjects hours	42.86	57.14	
4	Expertise recognized for innovative papers		85.71	14.29



**(iii)Research Ambience**

S.No	Description	Excellent	Good	Satisfactory
1	Motivation to pursue research	71.34	28.57	
2	Availability of Research Journals	42.86	42.86	14.29
3	Recognition through financial assistance/awards	14.29	85.71	

**(iv)Seminars/Conference/Workshop/GDP**


S.No	Description	Excellent	Good	Satisfactory
1	Encouragement to present/publish papers	64.29	28.57	7.14
2	Motivation to organize and participant Faculty Development Program	50	50	
3	Manpower and material support for the conduct of seminars/conferences/workshop	28.57	71.34	

**(v)Co-Curricular Activities**

S.No	Description	Excellent	Good	Satisfactory
1	Freedom to design activities	78.57	7.14	14.29
2	Encouragement to co-ordinate activities	35.71	57.14	7.14
3	Material support from the management	21.43	7.14	
4	Parent support	42.86	57.14	

**(vi)Teacher-Student, Teacher-Parent Relationship**

S.No	Description	Excellent	Good	Satisfactory
1	Teacher-Student friendly relationship	92.86	7.14	
2	Motivating and assisting students for research projects	28.57	71.42	
3	Coordination and cooperation among teachers in the department and across the disciplines	50	50	
4	Parents recognize teacher as second parents	35.71	50	14.29





(vii) Basic Amenities

S.No	Description	Excellent	Good	Satisfactory
1	Restroom facilities	85.71	14.29	
2	Cleanliness	50	50	
3	Green Environment	64.29	35.71	
4	Canteen facilities	50	50	
5	Transport facilities	35.71	35.71	
6	Drinking water		35.71	

viii) Action Taken Report- Based on the feedback analysis from teachers, the following actions have been initiated:

1. Continuously assess the impact of implemented actions on faculty satisfaction and student learning.
2. Implement initiatives to enhance the green environment, such as planting trees and promoting sustainability.
3. Maintain a consistent cleanliness level across the campus to create a conducive learning environment.
4. Continue to uphold the reputation of teachers as mentors and second parents in students' lives. Secure material support from the management to facilitate the successful execution of co-curricular events.
5. Maintain a culture of encouragement for faculty to present and publish papers in reputed conferences and journals.

Facilitate flexibility in allotting subjects and hours to match student preferences and requirements. Introduce modules that focus on integrated employable skills to prepare students for the workforce

### 3. FEEDBACK ANALYSIS AND ACTION TAKEN REPORT-RECRUITER

Feedback was collected by IQAC from recruiters about the college infrastructure and different other aspects during academic year 2021 – 2022s. The representation of feedback analysis and summary of action taken report as follows.

I	Hospitality	Excellent	Very Good	Good	Fair
1	Faculty response	100			
2	Infrastructure provided		66.67	33.33	
3	Manpower support	66.67	33.33		
4	Involvement of placement cell	33.33	66.67		
5	Overall	100			
II	Students' Preparedness	Excellent	Very Good	Good	Fair
1	Reporting on time	66.67	33.33		
2	Subject Knowledge	33.33	66.67		
3	Communicative skill			100	
4	Dress code	100			
5	Etiquette	33.33	66.67		
6	Critical and Creative thinking	33.33	66.67		



7	Confidence level		100		
8	Behavioral skill	66.67	33.33		
9	Job skills	66.67	33.33		
10	Overall	33.33	66.67		
III	Curriculum	Excellent	Very Good	Good	Fair
1	Curriculum updation		100		
2	Integration of practical knowledge and ethics	100			
3	Scope for internship/training/research	100			
4	Overall perception towards Societal Development	66.67	33.33		
IV	Suggestions for Quality improvement if any,				

#### 4. FEEDBACK ANALYSIS AND ACTION TAKEN REPORT-ALUMNI

Feedback was collected by IQAC from alumni about the college infrastructure and different other aspects during academic year 2021– 2022. The representation of feedback analysis and summary of action taken report are as follows.


Your Satisfaction/Agreement regarding	Excellent	Very Good	Good	Average	Poor
Admission Procedure	47.92	20.83	29.17	2.08	
Infrastructure	27.08	37.5	35.42		
Lab facilities	25	25	41.67	8.33	
Fees structure	18.75	37.5	41.67	2.08	
Staff handling the subjects	41.67	47.97	10.42		
Library resources	29.17	41.67	27.08	2.08	
Study materials	45.83	33.33	20.83		
Placement/Employment	18.75	27.08	39.58	14.58	
Relationship between staff and student	39.58	33.33	27.08		
Transport	27.08	33.33	37.5	2.08	
Hostel	16.67	43.75	39.58		
Canteen	20.83	31.25	35.42	12.5	
Communication skill	29.17	29.17	41.67	4.17	
Grievance met by the management	27.08	33.33	39.58		
Sports and Cultural	43.75	20.83	39.58		
Extra-Curricular Activities	47.91	16.67	39.58		



Environment	20.83	31.25	45.81	2.08	
Alumni connection	43.75	25	29.17	2.08	
Overall satisfaction of your association with the University, past and present	43.75	22.92	33.33		

(vii) Action Taken Report -Based on the feedback analysis from alumni, the following actions have been initiated:

1. Seek alumni involvement in organizing seminars, conferences, and other academic events.
2. Engage alumni in guest lectures, workshops, and industry interaction sessions.
3. Encourage alumni to mentor current students and offer industry insights.
4. Invite alumni to participate in advisory boards and contribute to curriculum development.
5. Establish an online platform for alumni to connect, share experiences, and collaborate.
6. Foster a robust alumni network with regular events and communication.
7. Organize alumni sports and cultural events to strengthen their connection to the college.
8. Collaborate with the canteen management to enhance food quality and variety.
9. Collaborate with industry partners to expand internship and employment opportunities.
10. Strengthen the career services department to offer comprehensive placement support.
11. Regularly update and expand the library's collection to cater to various academic needs.
12. Evaluate and enhance laboratory facilities to meet the expectations of alumni.



  
**PRINCIPAL**  
 ARPUTHA COLLEGE OF ARTS & SCIENCE  
 VAMBAN - 622 303.